



A Short Presentation of Statistics Finland - Your Host

Kari Molnar, Director,

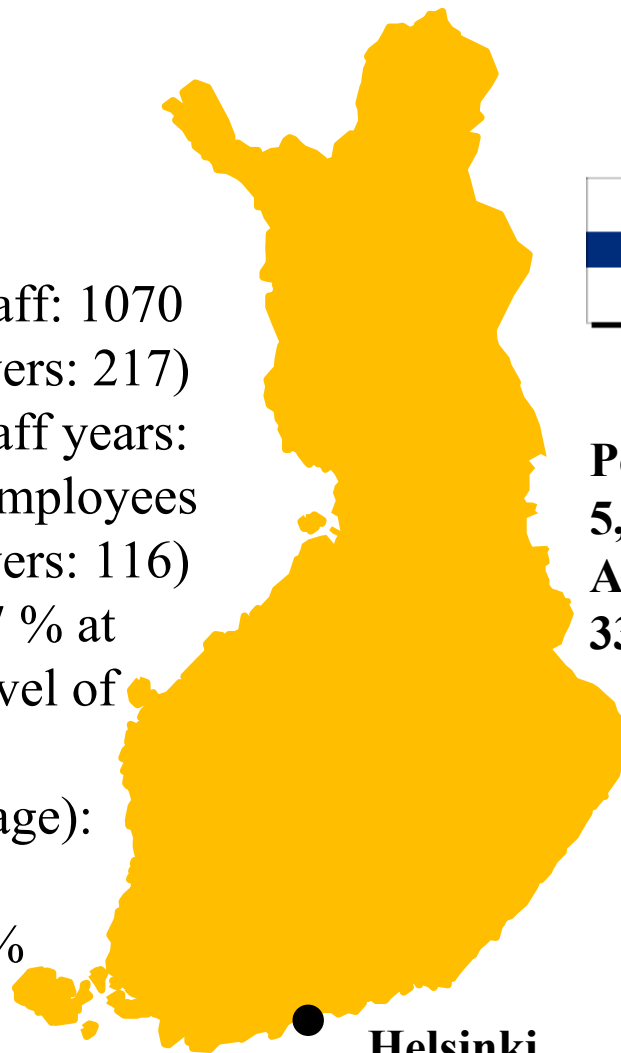
Department of Prices and Wages Statistics





In 2004:

- Number of staff: 1070 (incl. interviewers: 217)
- Number of staff years: 890 full-time employees (incl. interviewers: 116)
- Education: 67 % at least tertiary level of education
- Age (on average): 46 years
- Females: 60 %



Population
5,2 million
Area
338 000 sq km

Helsinki

Regional service offices

All services
of Statistics Finland
available through
regional service
offices



Milestones in the history of Statistics Finland

- 1748 'Tabellverket' is established in Sweden
- 1749 The first Finnish population statistics are compiled
- 1865 The Statistical Office of Finland is founded on 4 October 1865
- 1879 The first Statistical Yearbook of Finland is published
- 1948 Calculation of gross national income begins
- 1971 The central Statistical Office of Finland is renamed Statistics Finland
- 1990 The first register-based Population Census is carried out in Finland as the second country in the world
- 1994 The Statistics Act (completely updated in 2004)
- 1995 Membership of the EU increases the international element in Finnish statistics

Statistics producers in central government

Statistical authorities

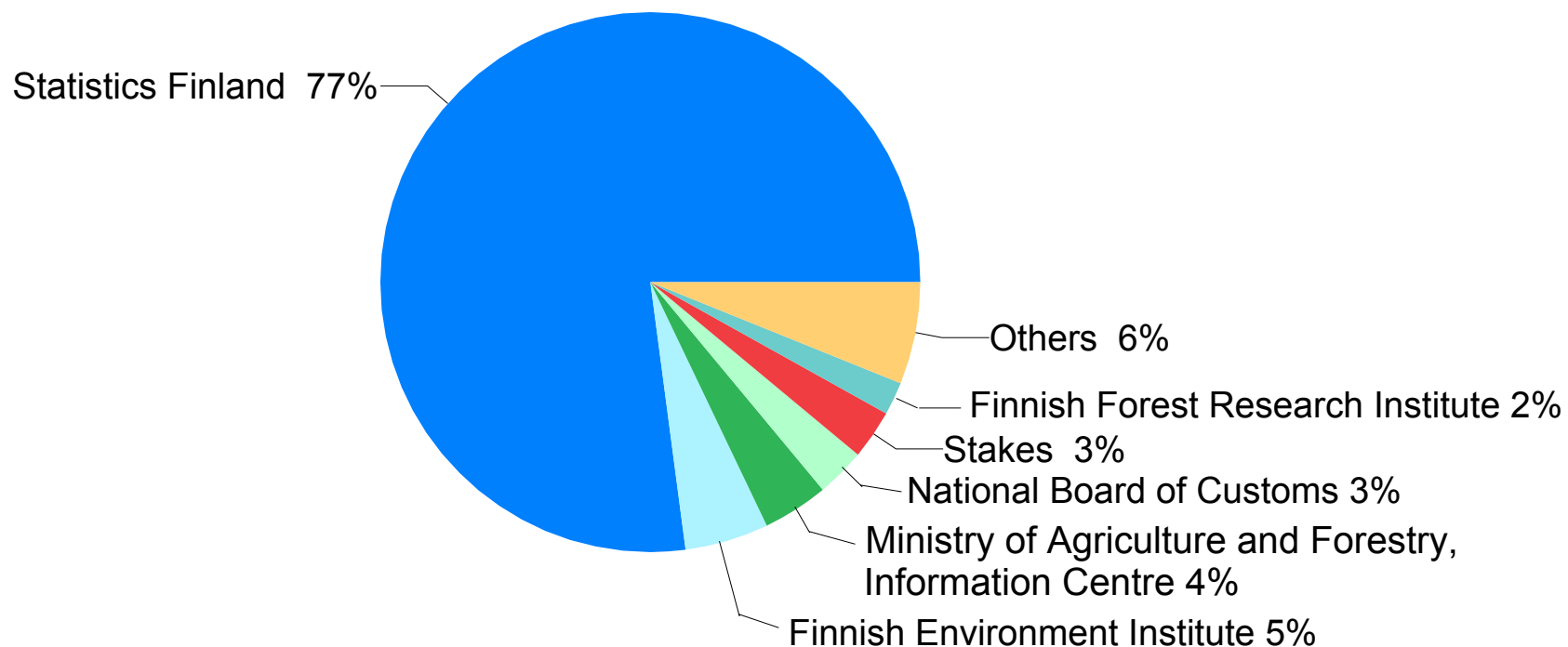
- Statistics Finland
- National Board of Customs
- National Research and Development Centre for Welfare and Health STAKES
- Ministry of Agriculture and Forestry, Information Centre

Statistics producers in central government

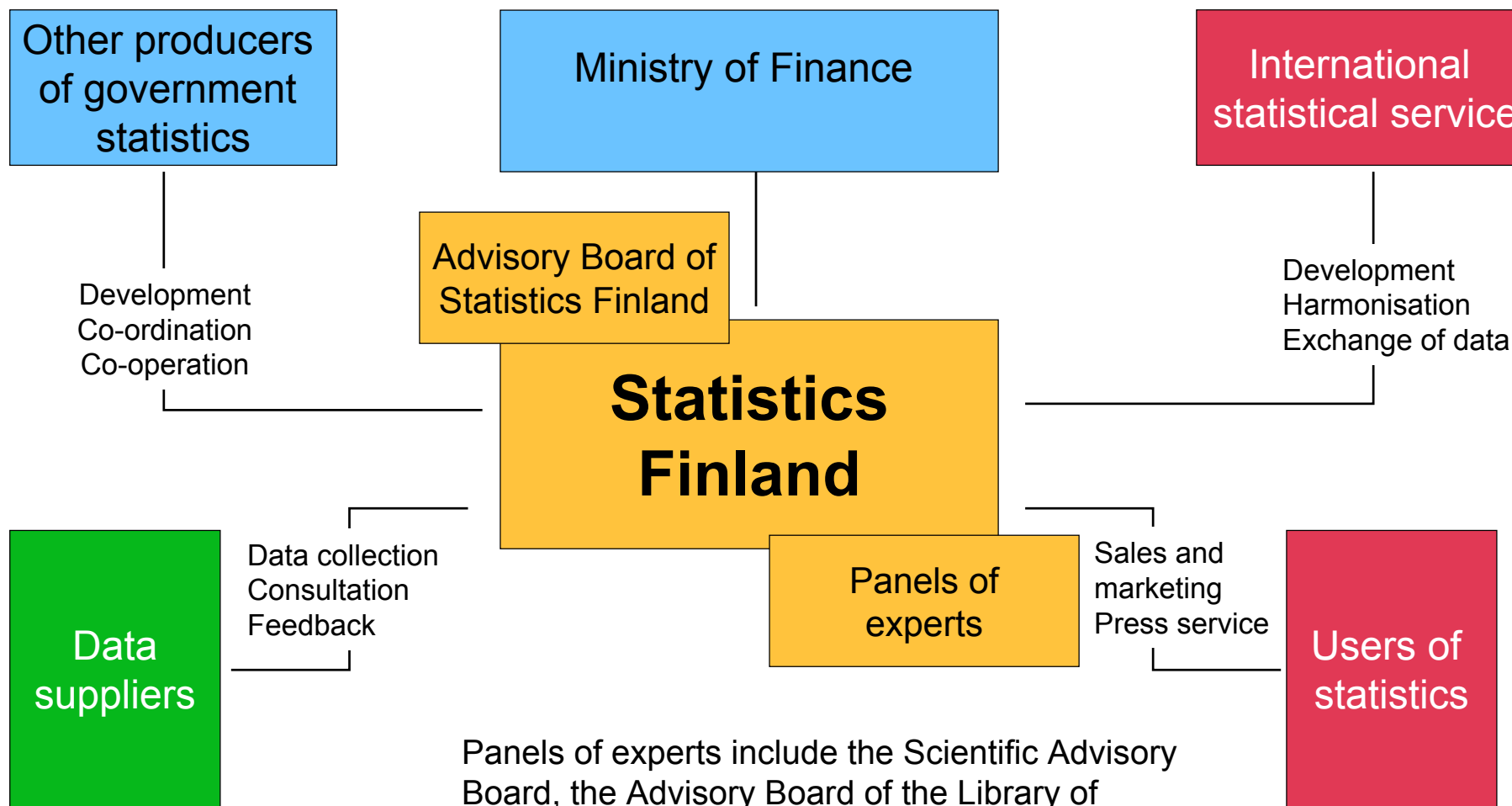
Government agencies producing statistics

- Civil Aviation Administration
- Finnish Meteorological Institute
- National Public Health Institute
- National Land Survey of Finland
- Agricultural Economic Research Institute
- Finnish Maritime Administration
- Finnish Forest Research Institute
- Finnish Rail Administration
- Finnish Game and Fisheries Institute
- Finnish Environment Institute
- Finnish National Road Administration
- Ministry of Labour
- Insurance Supervision Authority

Expenditure of national statistical service by government department in 2004

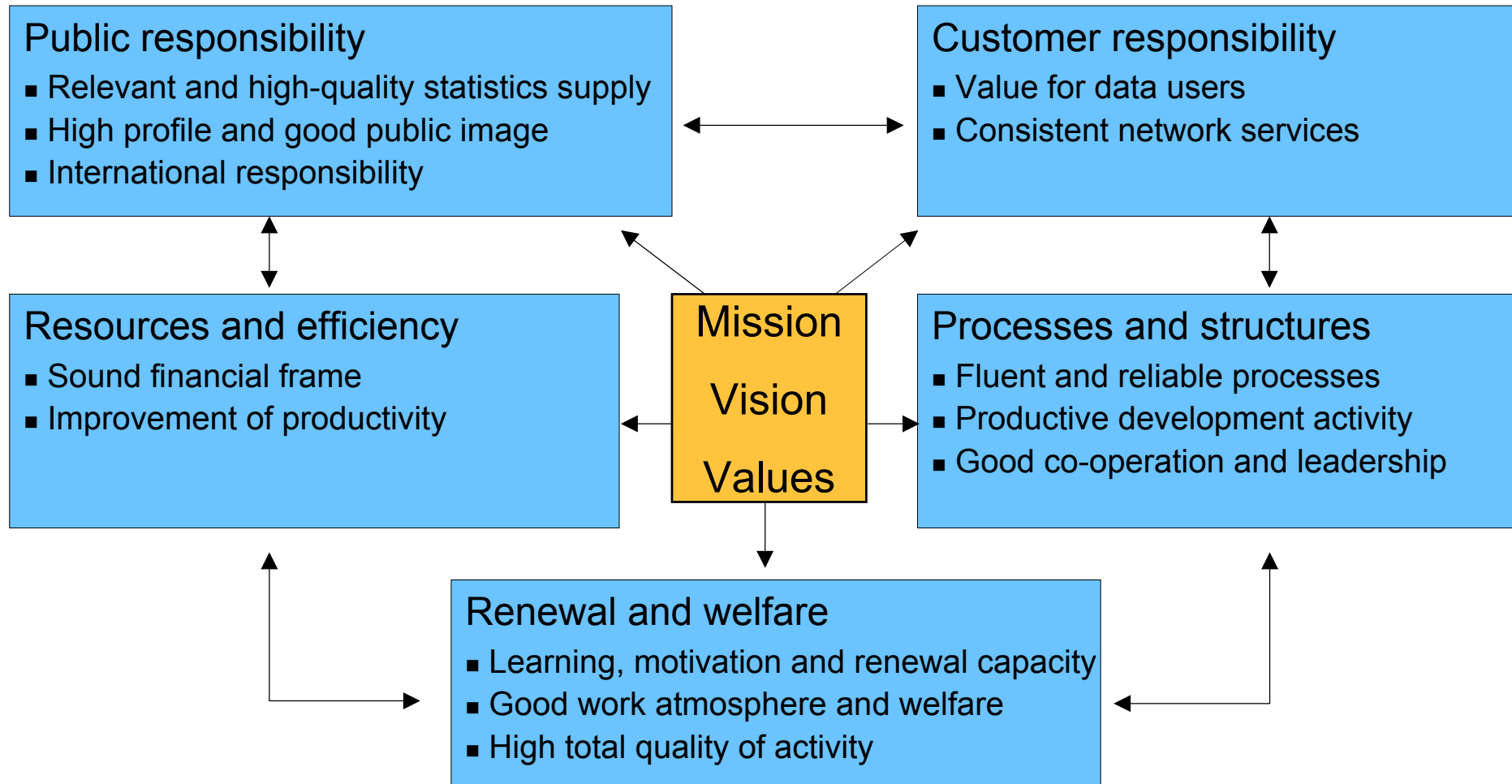


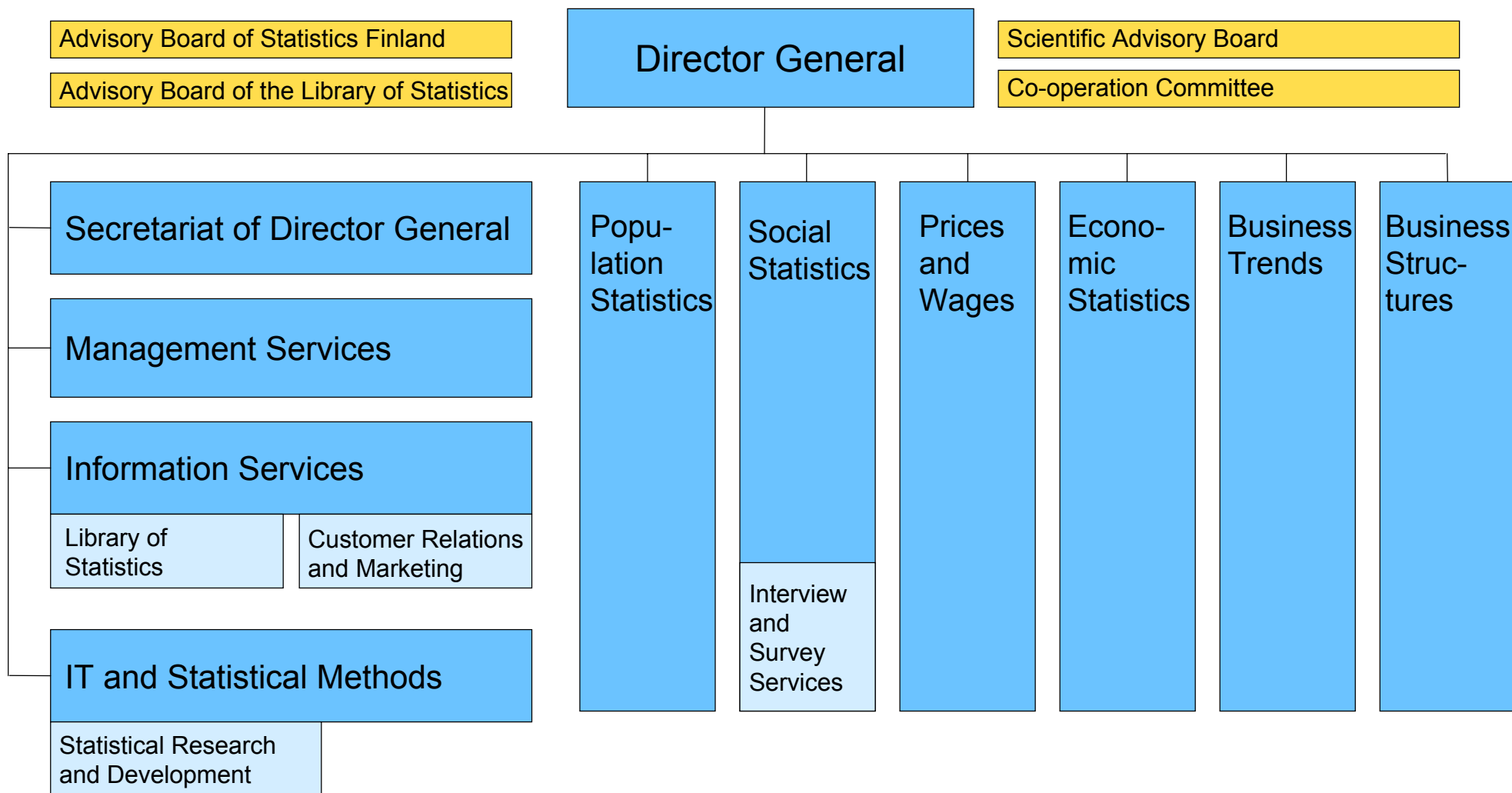
Statistics Finland's position and interest groups

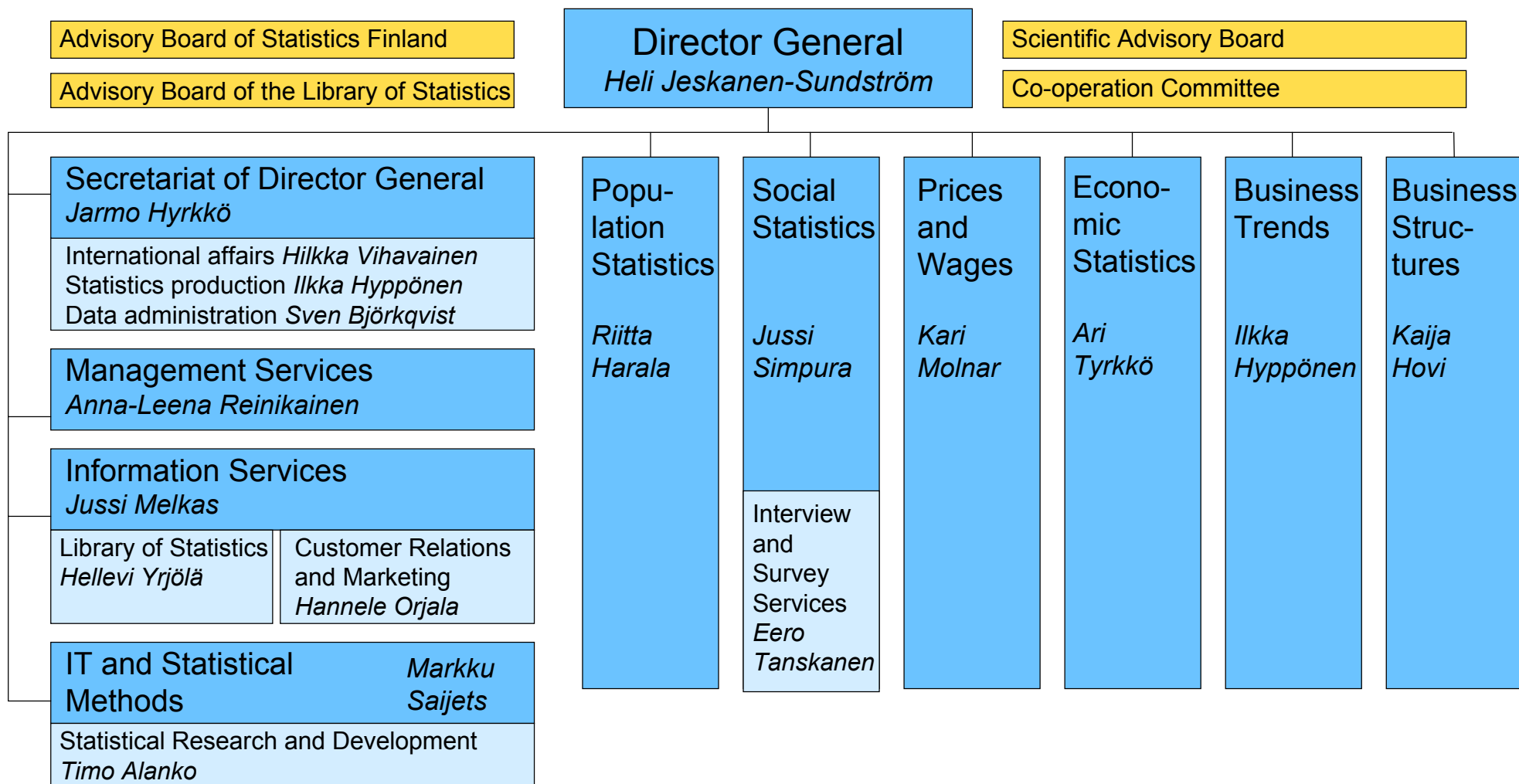


Panels of experts include the Scientific Advisory Board, the Advisory Board of the Library of Statistics and expert groups of different units.

Success factors of Statistics Finland







Statistical topics

Population Statistics

- Demographics
- Gender equality
- Population censuses
- Causes of death
- Employment
- Justice and crime
- Elections
- Education
- Buildings and dwellings
- Geographic information

Social Statistics

- Living conditions
- Working conditions
- Labour market
- Consumption
- Assets
- Economic welfare
- Culture, media and time use

Prices and Wages

- Housing prices
- Consumer prices
- International price comparisons
- Cost indicators
- Wage and salary statistics and wage and salary structures
- Labour costs

Economic Statistics

- National accounts
- Economic indicators
- Economic structures
- Financial markets
- Government finance
- Farm economy
- Financial accounts

Business Trends

- Manufacturing
- Construction
- Trade
- Services
- Transport
- Travel
- Business Register

Business Structures

- Financial statements of enterprises
- Data by industry and area
- Data by commodity
- Foreign trade in services
- Science and technology
- Environment
- Energy
- Information society
- Greenhouse Gas Inventory Unit

Support Functions

Information Services

- Public relations and translation services
- Service products
- Topical publishing
- Customer relations and marketing
- Library of Statistics

Management Services

- Financial administration
- Administrative and legal services
- Personnel development
- Facilities and materials management

IT and Statistical Methods

- Application services
- Work station services
- Servers
- Network services
- Data communications
- Data care
- Data protection
- Inventory of technology
- Systems methodology
- Statistical methods
- Classification and metadata services
- ADP training
- Data entry

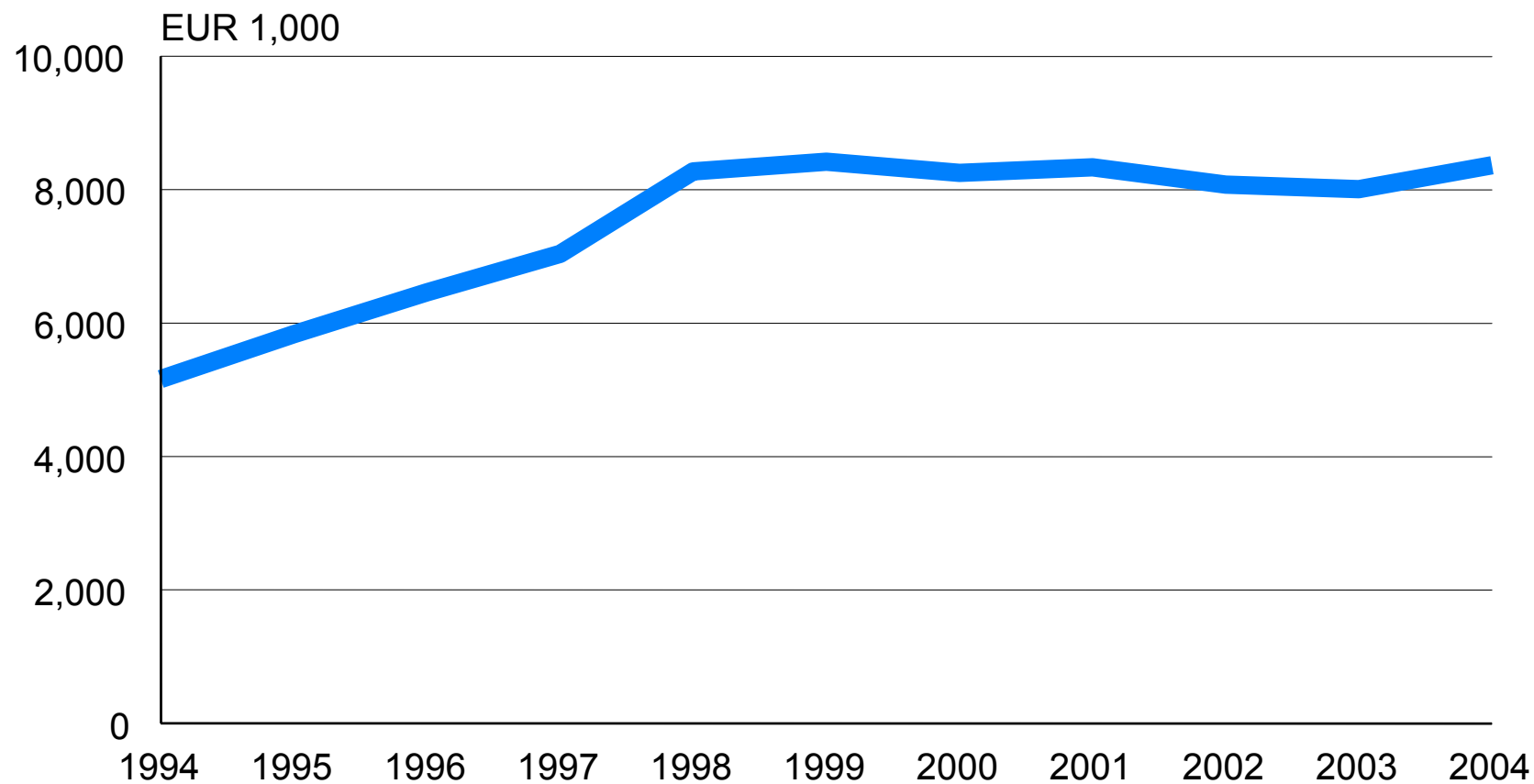
Secretariat of Director General

- Strategies
- International affairs
- Development of management and quality
- Development of official statistics
- Data administration
- Internal auditing

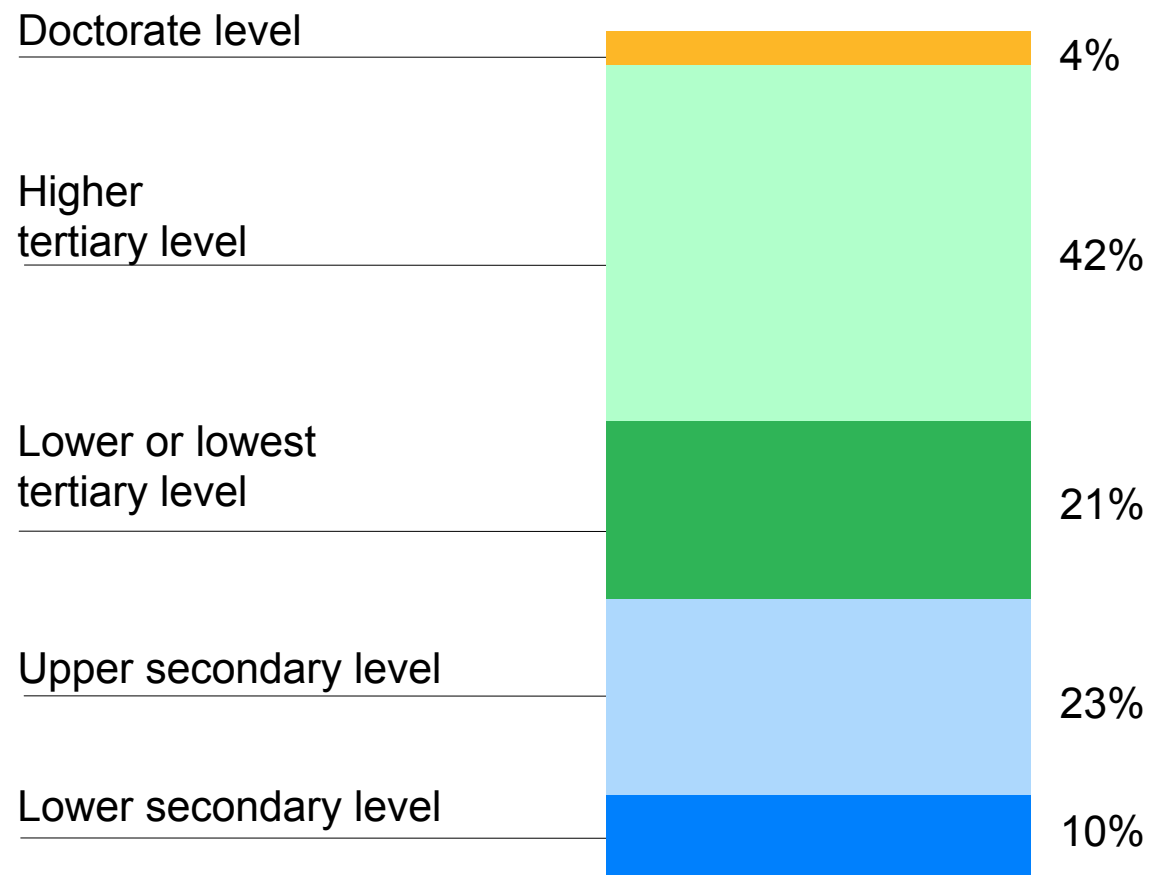
Statistics Finland's key indicators in 2003 and 2004

	2003	2004
	EUR 1,000	EUR 1,000
FINANCING	53,278	58,076
Appropriations for operating expenses	38,051	40,734
Appropriations carried forward from previous years	3,043	5,418
Revenue from operations subject to charge	8,008	8,368
External financing	4,170	3,532
Sale of movable property	5	23
EXPENSES	46,769	49,360
Carried forward to the next year	5,418	8,159

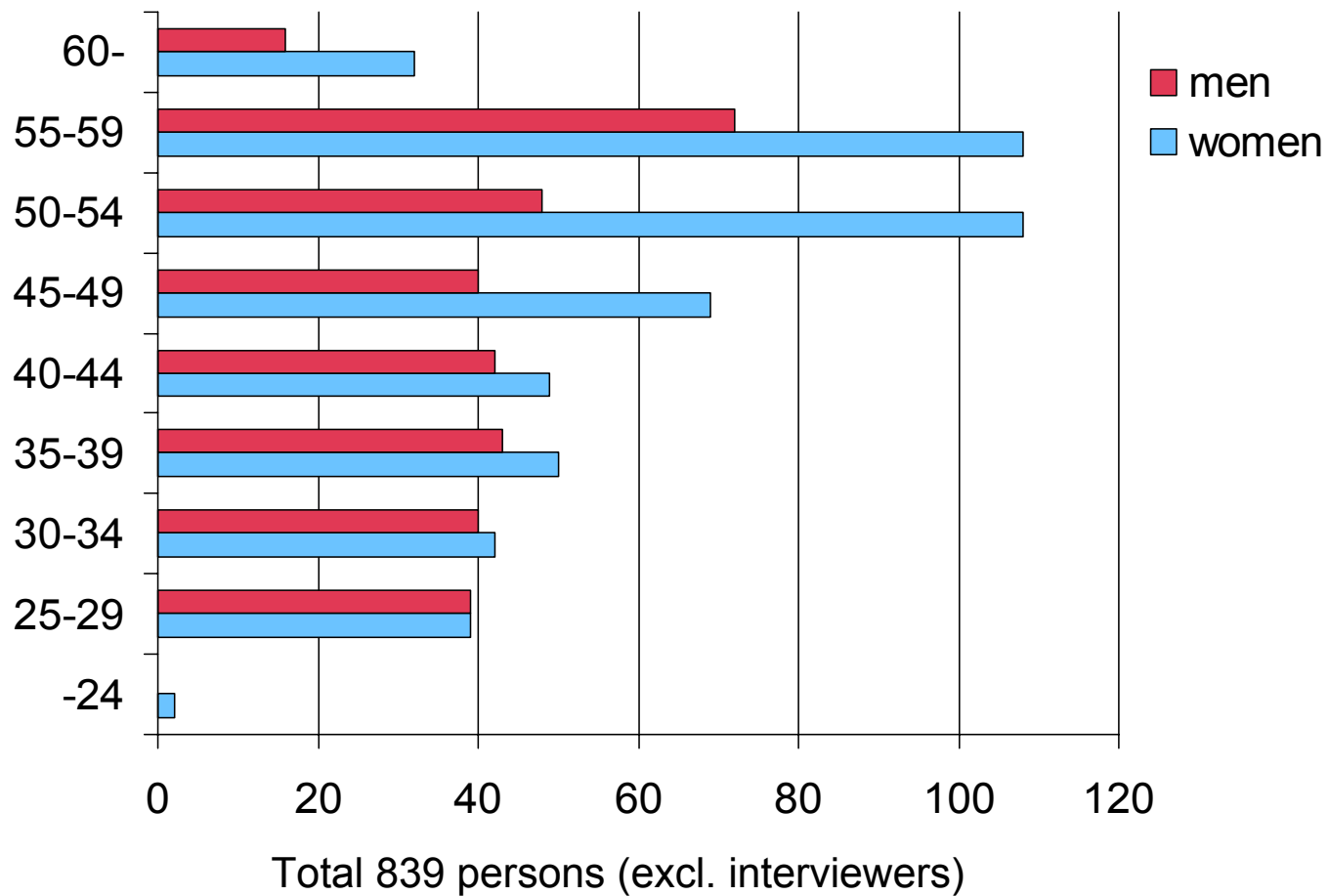
Income from operations subject to charge 1994–2004



Educational structure of personnel 2004, %



Personnel's age structure in 2004



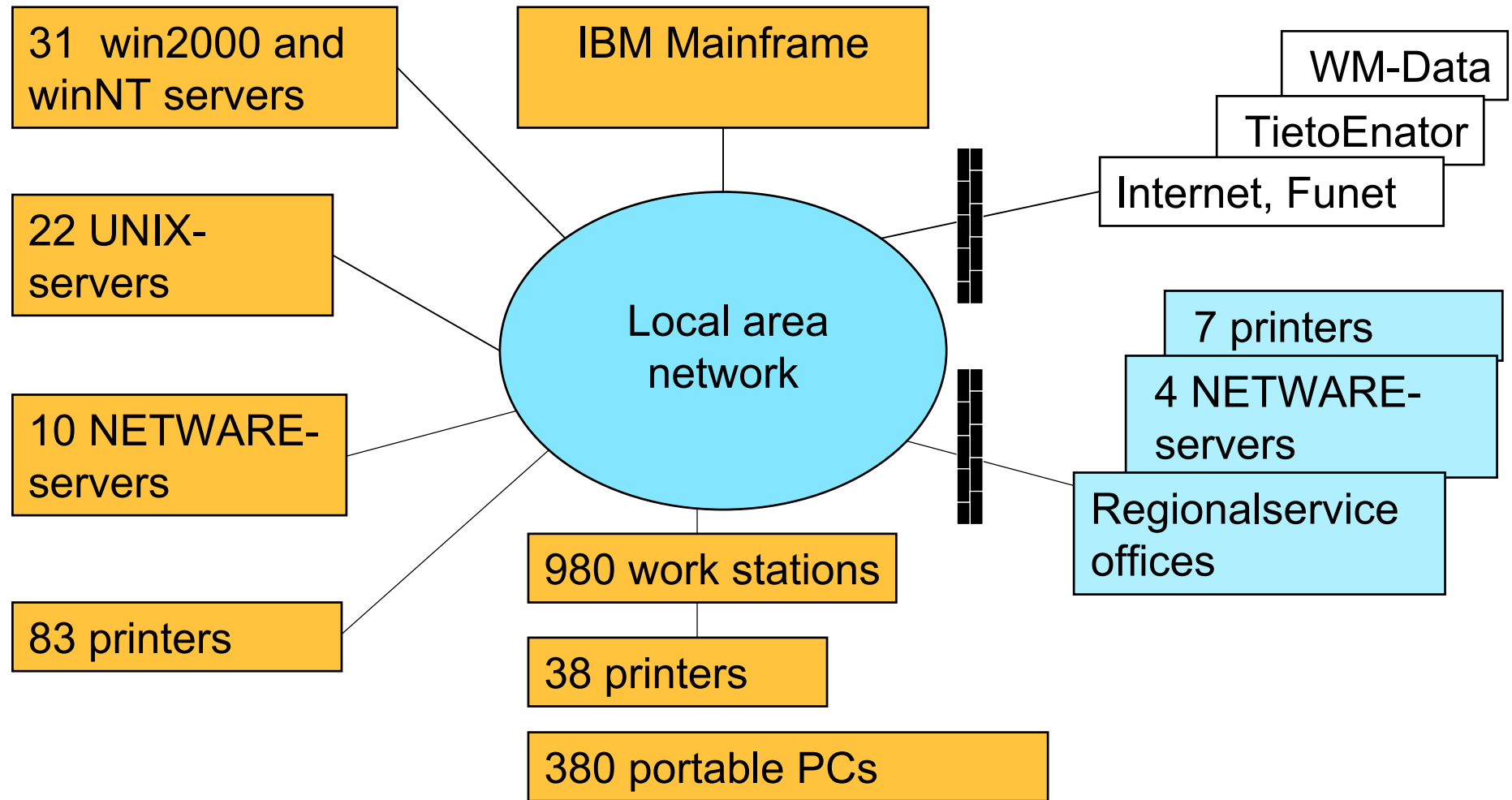
Key indicators on personnel¹⁾ development

	2002	2003	2004
Personnel training expenditure, € million	0.8	0.8	0.9
Training expenditure/staff year, €	871	900	971
Time spent on studies, % of total working time	2.5	2.8	2.9
Training days/staff-year	6	7	7
Trips to attend scientific meetings or participate in training abroad, number	99	88	78

1) *Excl. statistical interviewers*



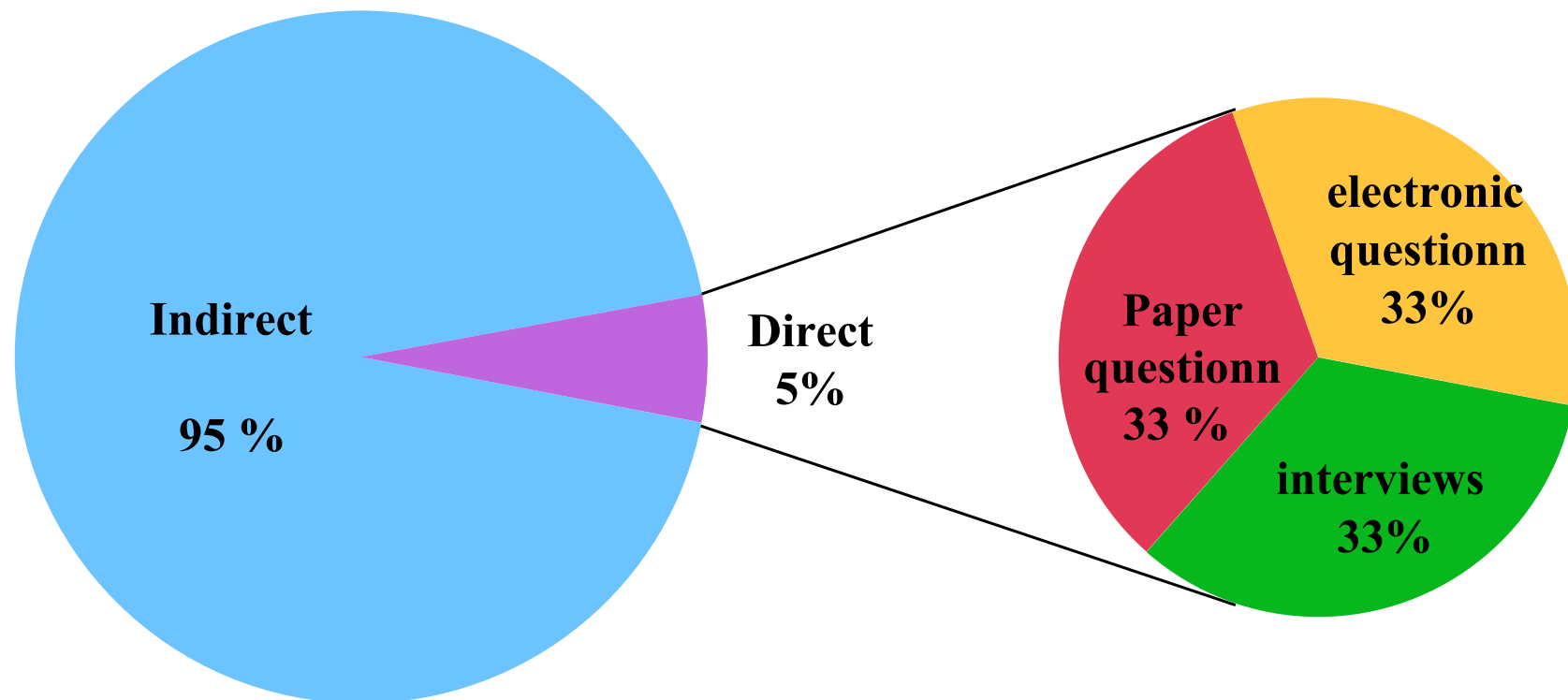
Information technology



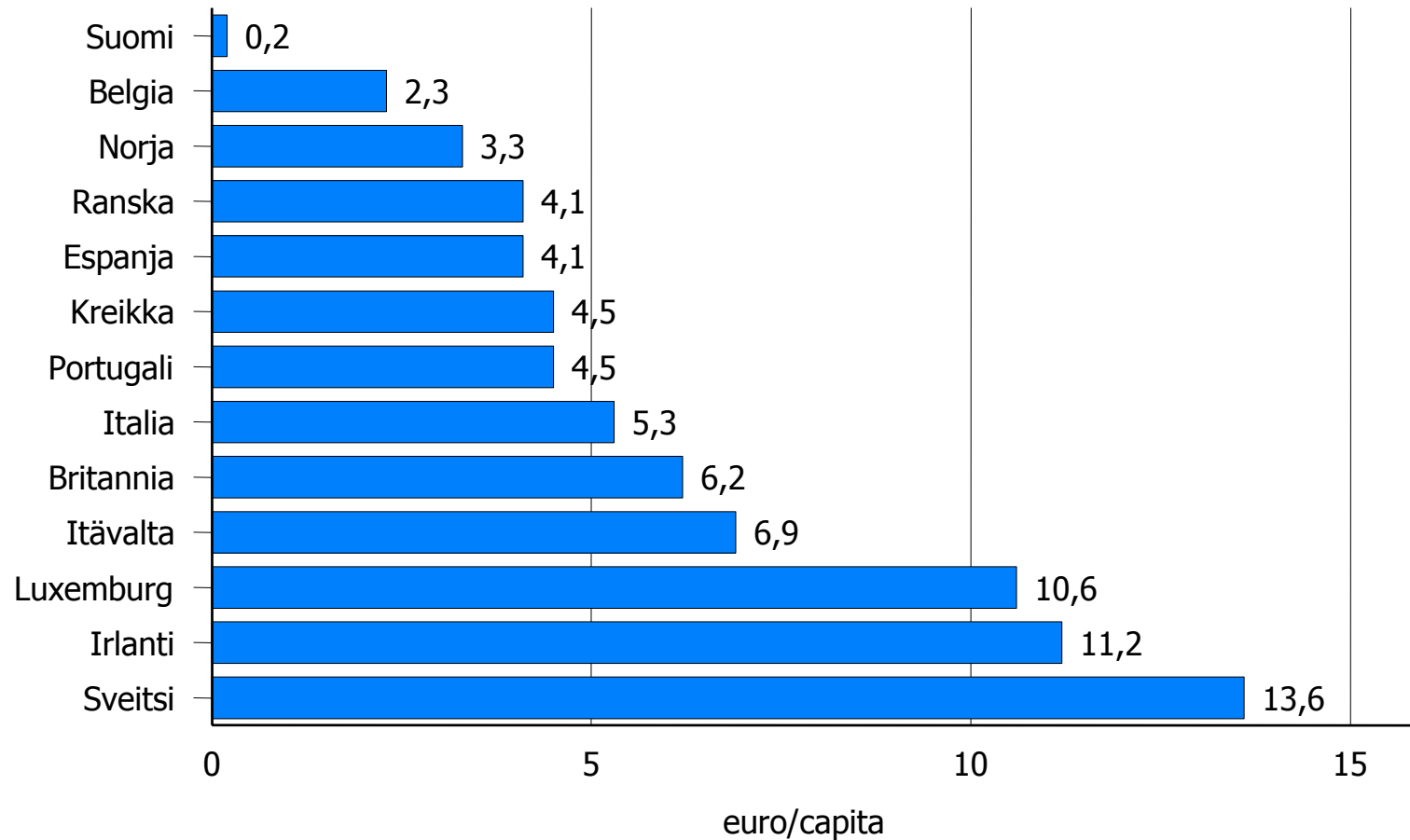
Data collection

- Indirect data collection (proportion about 97%)
 - taxation registers
 - population register
 - Social Insurance Institution's material
 - central government accounts, etc.
- Direct data collection (proportion about 3%)
 - paper questionnaires
 - machine language collection
 - interviews

Data collection at SF in 2003



Estimated Population Census costs (Round 2000) per capita in selected EU countries, €



Source: Eurostat

News services

- Press releases, about 100 per year and statistical releases, around 700 per year
 - available on the Internet; also distributed by e-mail
 - statistics are made public at 9 a.m.
- Press conferences, about 10 times a year
- A release calendar for statistical releases
 - gives information about statistics due to be issued during the year, available on the Internet
- Statistics Finland's weekly calendar
 - gives information at the accuracy of one day about statistics due to be issued, events, publications and other topical issues, published on the Internet on Fridays

Statistical information on the Internet www.stat.fi

■ Statistics

- 25 statistical topics
- nearly 700 statistical releases per year

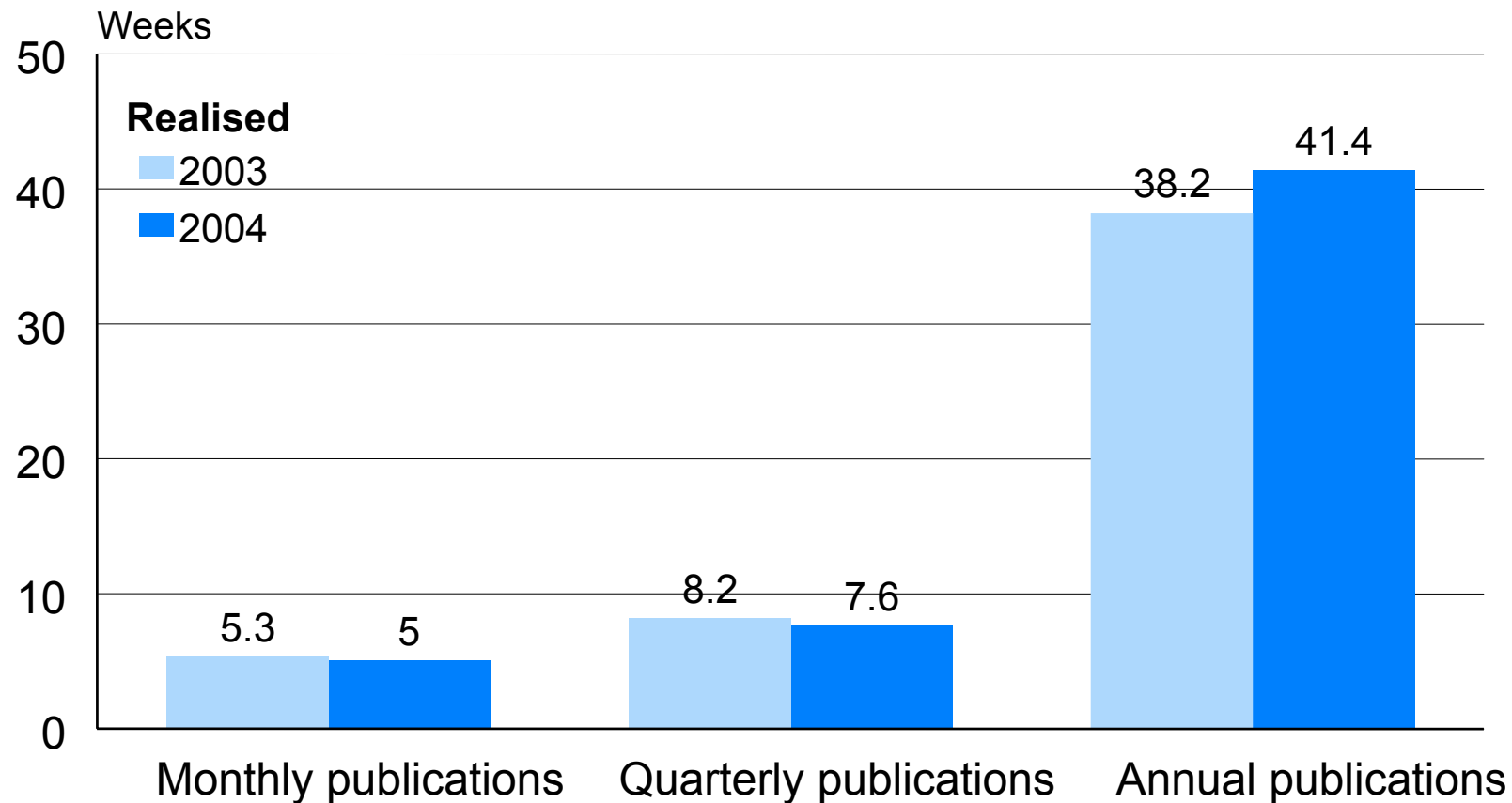
■ Information about statistics

- Descriptions and background information about statistics

■ Products and services

- Online services
- Thematic pages
- Software products
- Research services
- Register services
- Archive services
- Publications
- Magazines
- Training services
- Library of Statistics
- Links

Production times of regularly produced statistics 2003-2004, weeks



Statistics Finland's operating environment

Challenges to statistics production

- Structural changes in society and economy
- Increasing statistical needs of the EU and regulation changes
- Information technology, electronic transactions, network services
- Information overflow and visibility of official statistics
- Tougher competition on information markets
- Diversification of customers' information needs

Development challenges

- The work on competence strategy, customer relations and the production model will go on
- Development of leadership and manager skills, and internal communications will remain as challenges
- Cost control and cost forecasts need further improvement
- Implementation of the *Productivity 2010* programme
- Documentation and process development require motivation and additional input
- Quality award application in 2006

General Trends of Data Systems

- Technology develops rapidly
 - changes the structures of society
 - changes the methods and tools of communication
- Impacts on Statistical Office
 - Input: data must be collected electronically to lower the respondents' burden and to speed up production
 - Throughput: statistical systems must be built flexible in order to be changed in pace with the society and technology
 - Output: electronic dissemination is the most cost-efficient way to reach the masses

The Goal of the Production Model Project

- To enhance and unify the production processes whilst generating better qualifications for rationalisation, customer orientation, knowledge transfer and changeability. This should be done using:
 - Common data and metadata warehouse,
 - Comprehensive meta data,
 - Better quality in software processes,
 - Common standard interfaces,
 - Better usability of applications,
 - More unified methodology
 - More automated processes and
 - Change aware architecture.

Goals

Metadata: Contents, process-control, publication, finding, administration, ...

Electronic Data Collection

Electronic Data Processing

Storage Of Data

Electronic Compilation of Products

Electronic Dissemination

Common tools, more integrated processes, high level of automation

MetaData based questionnaire design (XML)
=> same description, many mediums

Controls in collection applications
=> Less correction work

Electronic forms, electronic pre-fill, electronic receiving, electronic feed-back
=> Less work with questionnaires, mailing, data-entry,...

More integrated set of collection tools
=> Less maintenance, learning, ...

Easy-to-Use Applications
=> Less need for IT-expertise

Uniform Tools
=> Less to learn, less license management,...

Modular structure
=> Small Change -> Small amount of work

High-Quality Software-Process
=> High-Quality Applications
Less errors, less maintenance,
more usable app's, ease of use

Common Data Storage
=>Clarity to the process,
=>More efficient compilation of products

Clearer compilation processes
=>common source data to several products, less work per product
=> automatic compilation of standard products,
Less work, faster production

Multi Channel Dissemination (XML)
=>Paper, PDF, HTML,... from the same original

Common dissemination database
=> Product storage, archive, electronic products managed
=> Better control over products, product/customer relation control, eLogistics
=> Clarity to Selection, Ready in the Warehouse